




**BRITISH AIR FORCES OF OCCUPATION  
AIR DEMONSTRATION  
1950**



**B.A.F.O.**

***Air Demonstration***

**R.A.F. GUTERSLOH**

**15th JUNE 1950**



**PROGRAMME**

PAGE 1 . . .	ADMINISTRATIVE ARRANGEMENTS
PAGE 2 . . . . .	STATIC GROUND DISPLAY
PAGE 3 . . . . .	STATIC AIRCRAFT DISPLAY
PAGE 4 . . . . .	FLYING DEMONSTRATION

## PROGRAMME

10.00 hours

*Static Exhibition Opens*

The following items will be included in the Static Display:—

(a) *No 3 Hangar*

- (a) Centre piece, Mosquito B. 35 aircraft complete with wireless aids.
- (b) Signals equipment (airborne and ground).
- (c) Electrical, instrument and navigation equipment.
- (d) Model of Gutersloh airfield.
- (e) Airborne lifeboat.
- (f) Air/Sea Rescue and Safety Equipment.
- (g) Supply Dropping containers.
- (h) Meteorological display.

(b) *No 4 Hangar*

- (a) Centre piece, Vampire 5 aircraft with typical and alternative loads.
- (b) Armament display of sectioned and dismantled weapons and missiles.
- (c) Sectioned Aero Engines and engine components.
- (d) Miscellaneous ground equipment, propellers, component test rigs.
- (e) Vampire 5 aircraft with cowlings removed to show engine installation.
- (f) 32 feet Winged Target.
- (g) Photographic display.

(c) Outside Display (situated between Hangars 3 and 4)

Airfield Construction Plant.

(d) Static Aircraft Display

The following aircraft will be on view:—

<u>Type</u>	<u>Role</u>
<u>Vampire 5</u>	Fighter/Ground Attack
<u>Mosquito 6</u>	Tactical Bomber (Night)
<u>Mosquito 35</u>	Tactical Bomber (Day)
<u>Spitfire 14</u>	Fighter Recce
<u>Spitfire 19</u>	Photo/Recce
<u>Hastings</u>	Air Transport and Airborne Assault.
<u>Valetta</u>	Air Transport and Airborne Assault.
<u>C 82</u>	(U.S.A.F.) Air Transport and Airborne Assault.
<u>C 54</u> (U.S.A.F.)	Cargo and Troop Carrier
<u>Lincoln</u>	Heavy Bomber
<u>B 29</u> (U.S.A.F.)	Heavy Bomber
<u>F 47</u> (U.S.A.F.)	Fighter/Ground Attack
<u>F 80</u> (U.S.A.F.)	Fighter/Ground Attack
<u>Meteor 7</u>	Training
<u>Devon</u>	Communications
<u>Auster</u>	A.O.P.

13.00 hours

Static Exhibition Closes

## PROGRAMME

14.30 hours

*Flying Demonstration Starts*

The flying demonstration will include the following items. Alterations to this programme will be announced over the public address system:—

- (1) Glider flying and aerobatics.
- (2) Release and landing of Horsa Glider.
- (3) Two Spitfires 19 will take photographs of the spectators.
- (4) Mosquito Air Drill.
- (5) Crazy Flying.
- (6) Vampire aerobatics in two sections of four each.
- (7) Mosquito Air Drill.
- (8) Vampire Individual aerobatics.
- (9) Meteor Individual aerobatics.
- (10) Mosquito Air Drill.
- (11) F. 80s Section aerobatics.

## INTERVAL


15.30 hours

- (12) Introduction to Set Piece (see description in back cover)
- (13) Air O.P. Shoot
- (14) Bombing of Set Piece target by Mosquito aircraft.
- (15) Rocket attack on Set Piece target by Sea Fury aircraft.
- (16) Dive bombing of Set Piece target by Vampire aircraft.
- (17) Rocket attack on Set Piece target by Vampire aircraft.
- (18) Paratroop Drop on Set Piece target by Dakota aircraft.
- (19) Final FLY PAST of aircraft taking part in the flying programme and the Static Aircraft Display.

16.20 hours

*Flying Programme Ends*

N.B. The times of start of individual items are detailed on the separate Time Table sheet.







# OUTLINE OF SET PIECE ITEM FOR B.A.F.O. AIR DEMONSTRATION

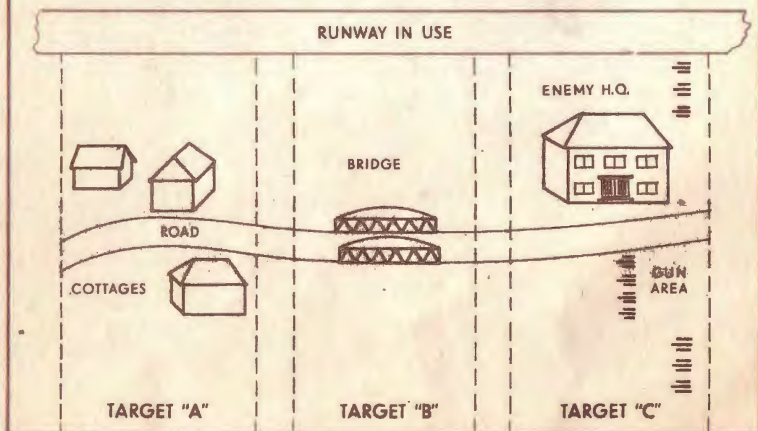
## *Tactical Picture*

1. Leading Elements of an Armoured Force (Represented by approx. 4 tanks and 4x25-pdr guns) are advancing from Left to Right across the Target Lay-Out and are held up by fire from the Enemy Strong-Point (Target "A").

## *Sequence of Events*

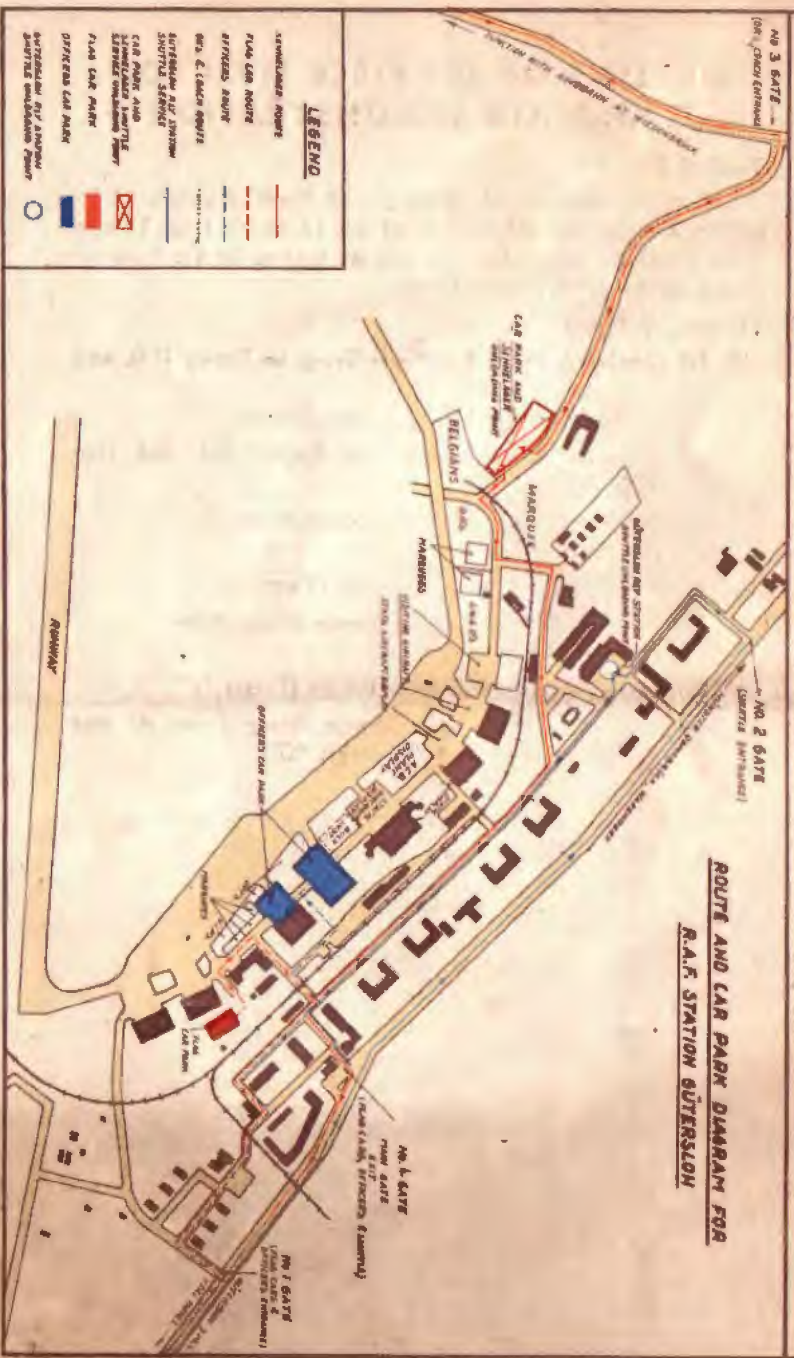
2. (a) Simulated Attack by 25-pdr Troop on Enemy H.Q. and Gun Area (Target "C")  
Controlled by A.O.P. in Auster Aircraft.
- (b) Mosquito bombing attack on Enemy H.Q. and Gun Area (Target "C").
- (c) Sea Fury rocket attack on Enemy Strong Point (Target "A").
- (d) Vampire Dive Bombing attack. (Target "C").
- (e) Vampire Rocket attack on Enemy Strong Point (Target "A").
- (f) Paratroop drop to capture Bridge (Target "B").
- (g) Tanks and Guns advance past Strong Point 'A' over Bridge 'B' to H.Q. Area (Target "C").

## DIAGRAMMATIC REPRESENTATION OF TARGETS



# B.A.F.O. AIR DEMONSTRATION 1950

## ROUTE AND CAR PARK DIAGRAM FOR R.A.F. STATION OUTERSLOW



### LEGEND

- SCHEDULED ROUTE
- - - - - FLUG CAR ROUTE
- AIRFIELD ROUTE
- DEB. C. CHECKS ROUTE
- AIRFIELD BY STATION SERVICE ROUTE
- CAR PARK AND SCHEDULED SERVICE ROUTE
- FLUG CAR PARK
- OFFICIAL CAR PARK
- AIRFIELD BY STATION SERVICE ROUTE
- 

NO 3 GATE  
(SEE CHART ENCLOSED)

NO 2 GATE  
(SEE CHART ENCLOSED)

NO 6 GATE  
(SEE CHART ENCLOSED)

NO 1 GATE  
(SEE CHART ENCLOSED)

ROADWAY

OUTERSLAW AIR STATION

DEB. C. CHECKS

CAR PARK

FLUG CAR PARK

OFFICIAL CAR PARK

LEGEND

--- SCHEDULED ROUTE

- - - - - FLUG CAR ROUTE

— AIRFIELD ROUTE

— DEB. C. CHECKS ROUTE

— AIRFIELD BY STATION SERVICE ROUTE

— CAR PARK AND SCHEDULED SERVICE ROUTE

— FLUG CAR PARK

— OFFICIAL CAR PARK

○

— AIRFIELD BY STATION SERVICE ROUTE

— CAR PARK AND SCHEDULED SERVICE ROUTE

— FLUG CAR PARK

B. A. F. O.

## *Air Demonstration*

### FLYING PROGRAMME TIME SHEET

<i>Time</i>	<i>Event</i>
14.30 . . . . .	Glider Aerobatics
14.34 . . . . .	Horsa Glider. Landing and unloading
14.38 . . . . .	Air Photos of spectators
14.40 . . . . .	Mosquito Air Drill
14.41 . . . . .	Crazy Flying
14.52 . . . . .	Vampire Section Aerobatics
15.05 . . . . .	Mosquito Air Drill
15.08 . . . . .	Vampire Individual Aerobatics
15.13 . . . . .	Meteor Individual Aerobatics
15.18 . . . . .	Mosquito Air Drill
15.20 . . . . .	F. 80s Section Aerobatics
15.30—15.50	INTERVAL
15.50 . . . . .	Introduction to SET PIECE
15.52 . . . . .	Auster AOP Shoot
15.57 . . . . .	Mosquito Low Level Bombing
15.59 . . . . .	Mosquito Shallow Dive Bombing
16.01 . . . . .	Vampire Dive Bombing
16.03 . . . . .	Vampire Rocket Attack
16.05 . . . . .	Vampire Rocket Attack
16.07 . . . . .	Sea Furies Dive Bombing
16.11 . . . . .	Dakota Paratroop Drop
16.16 . . . . .	FLY PAST
16.30	FLYING PROGRAMME ENDS